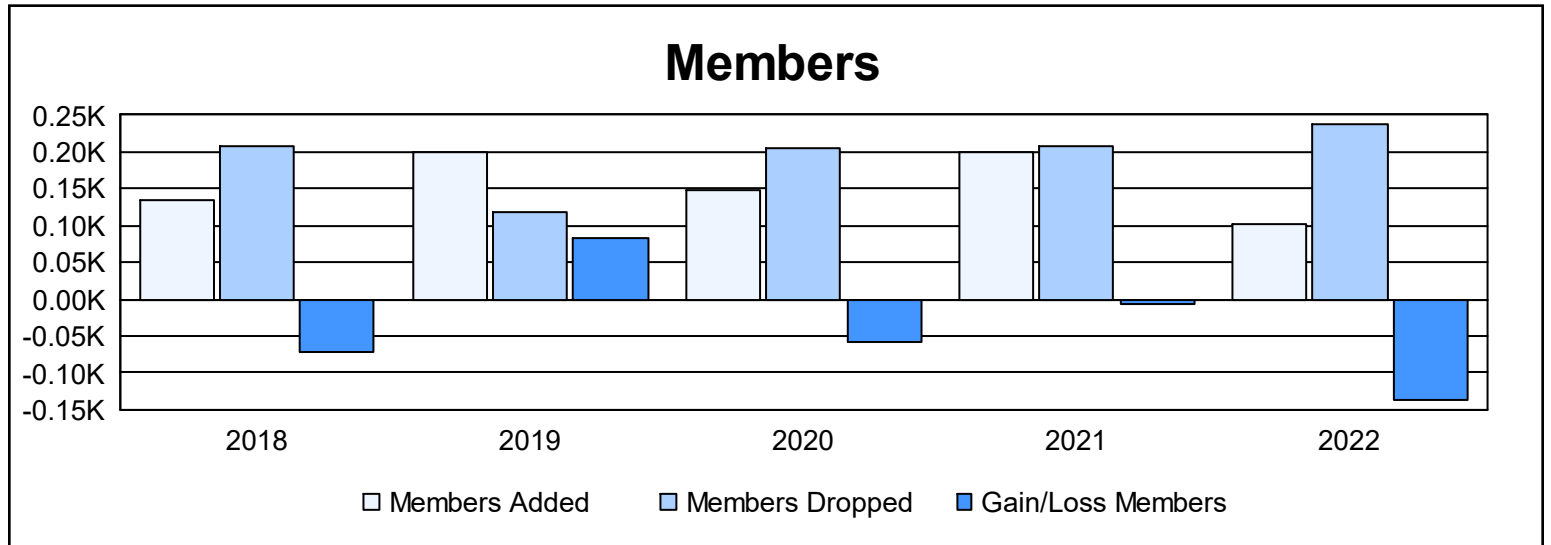
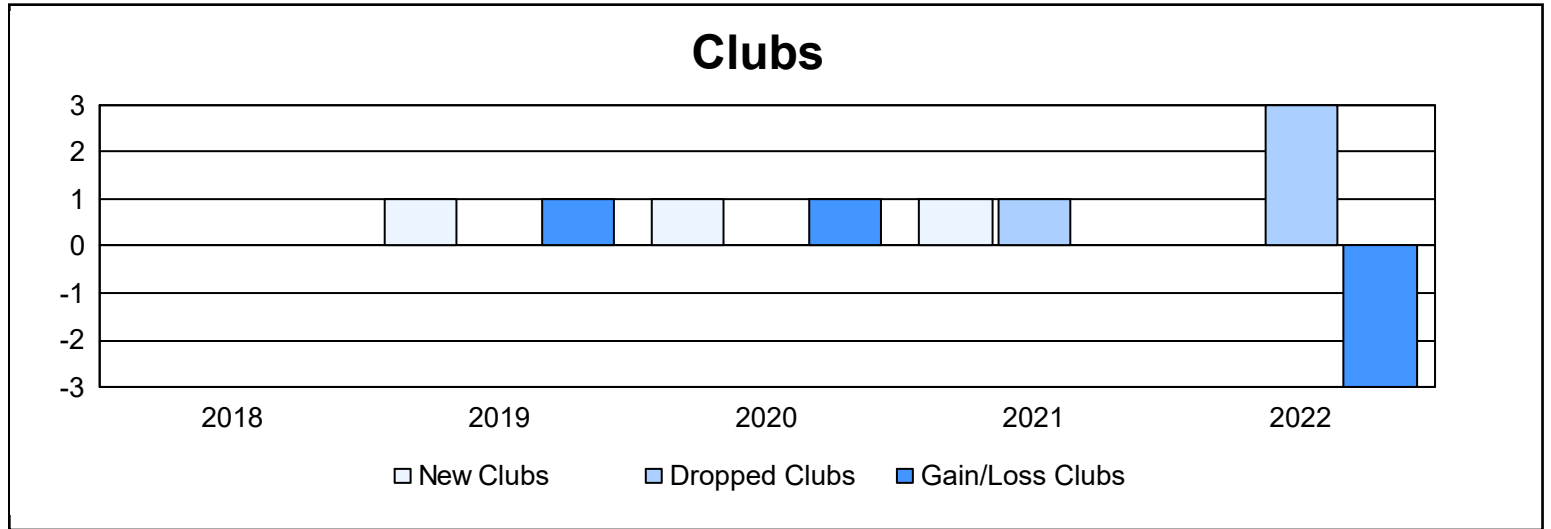
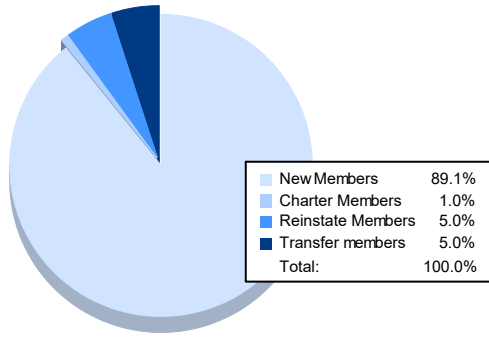


Year	New Clubs	Dropped Clubs	Gain/ Loss Clubs	New Members	Charter Members	Reinstate Members	Transfer Members	Total Member Added	Total Members Dropped	Gain/ Loss Members
2017-2018	0	0	0	116	4	8	7	135	207	-72
2018-2019	1	0	1	174	22	4	1	201	119	82
2019-2020	1	0	1	109	24	6	8	147	206	-59
2020-2021	1	1	0	102	72	25	2	201	207	-6
2021-2022	0	3	-3	90	1	5	5	101	238	-137
<b>Average</b>	<b>1</b>	<b>1</b>	<b>0</b>	<b>118</b>	<b>25</b>	<b>10</b>	<b>5</b>	<b>157</b>	<b>195</b>	<b>-38</b>



### Membership Composition June 2022 Cumulative



### Gender Composition June 2022 Cumulative

